

Master **Record Keeping**

Farm Master

BAS & TAX

Welcome to *Farm Master* **BAS and Tax**



Introduction

This spreadsheet is designed for farmer use.

To enable accurate records for BAS and end of year tax.

Keep track of where you're spending and where you're earning.

It's not a tax return but it sure will help you and your accountant get your BAS done quickly and on time.

Watch the included tutorial and get started.

See at a glance what you've spent on cropping, fencing, fodder; in fact what ever category of costs you decide to monitor.

Save this copy as an unused original, as you will need to make a 'save as' copy every year. It is suggested that the financial year of use be included as part of the name, for easy recognition.

You can also make a copy for other properties you own that are a separate business as long as it is for your use only.

[Next](#)



Introduction

This spreadsheet is designed for farmer use.

To enable accurate records for BAS and end of year tax.

Keep track of where you're spending and where you're earning.

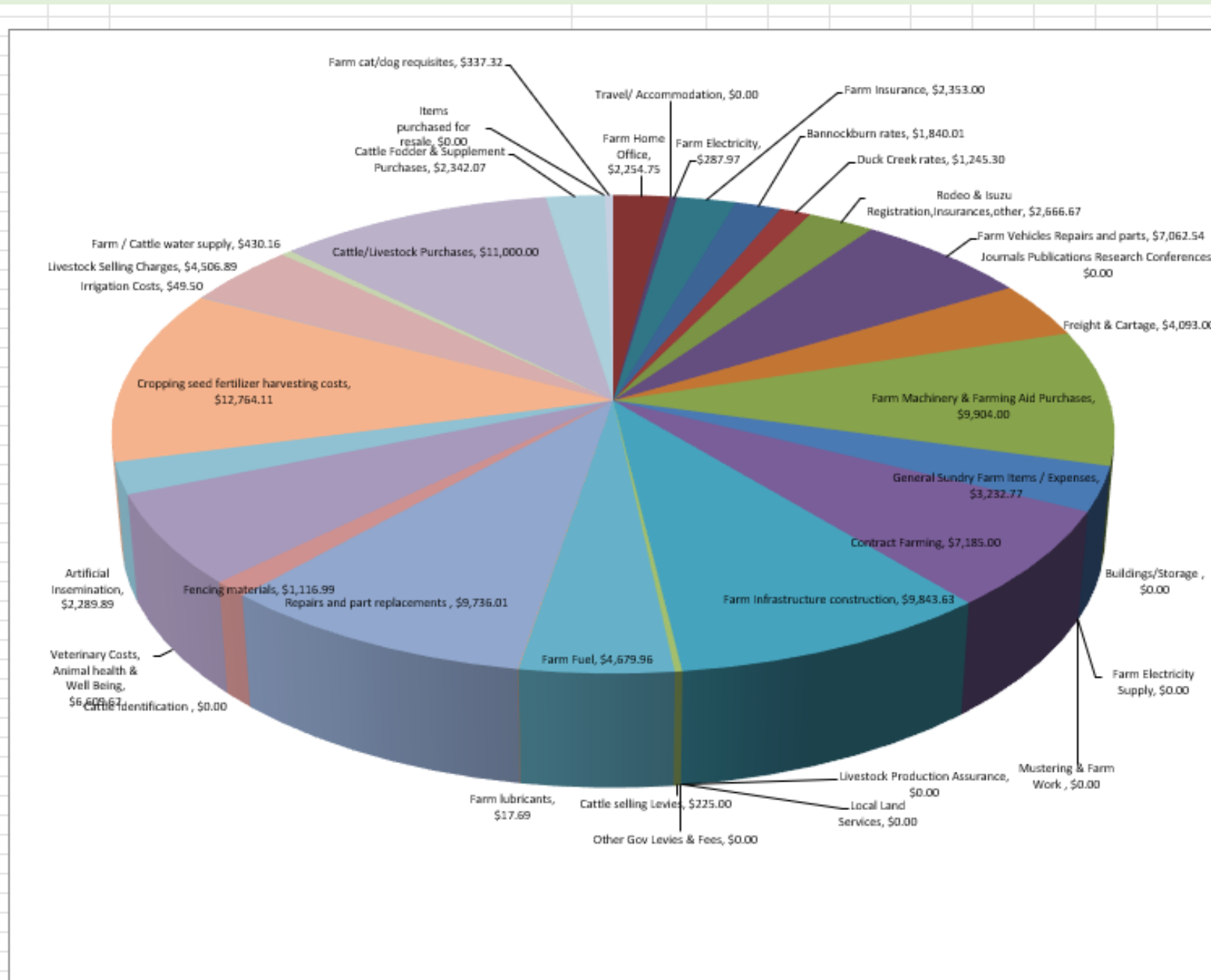
It's not a tax return but it sure will help you and your accountant get your BAS done quickly and on time.

Watch the included tutorial and get started.

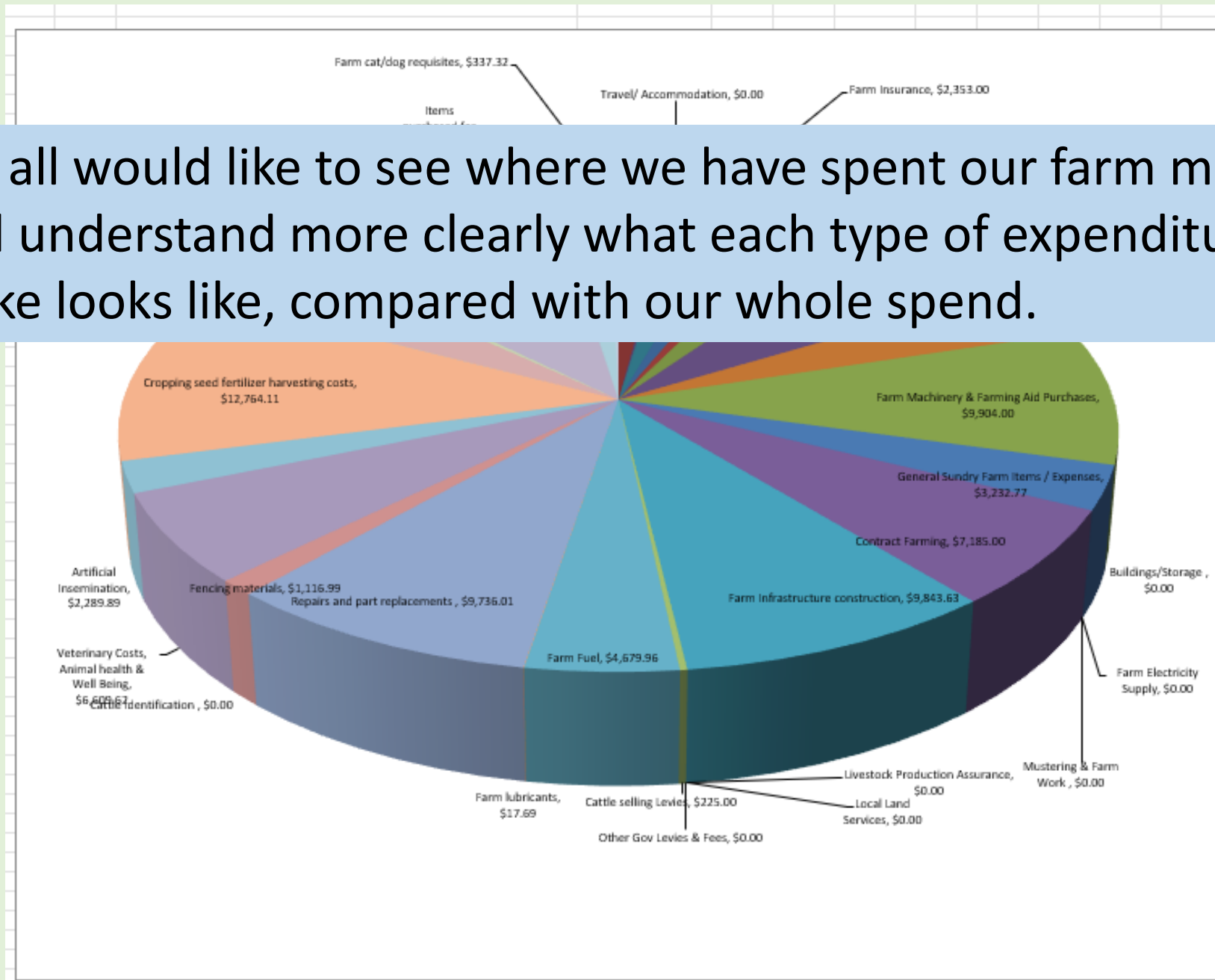
See at a glance what you've spent on cropping, fencing, fodder; in fact what ever category of costs you decide to monitor.

Save this copy as an unused original, as you will need to make a 'save as' copy every year. It is suggested that the financial year of use be included as part of the name, for easy recognition.

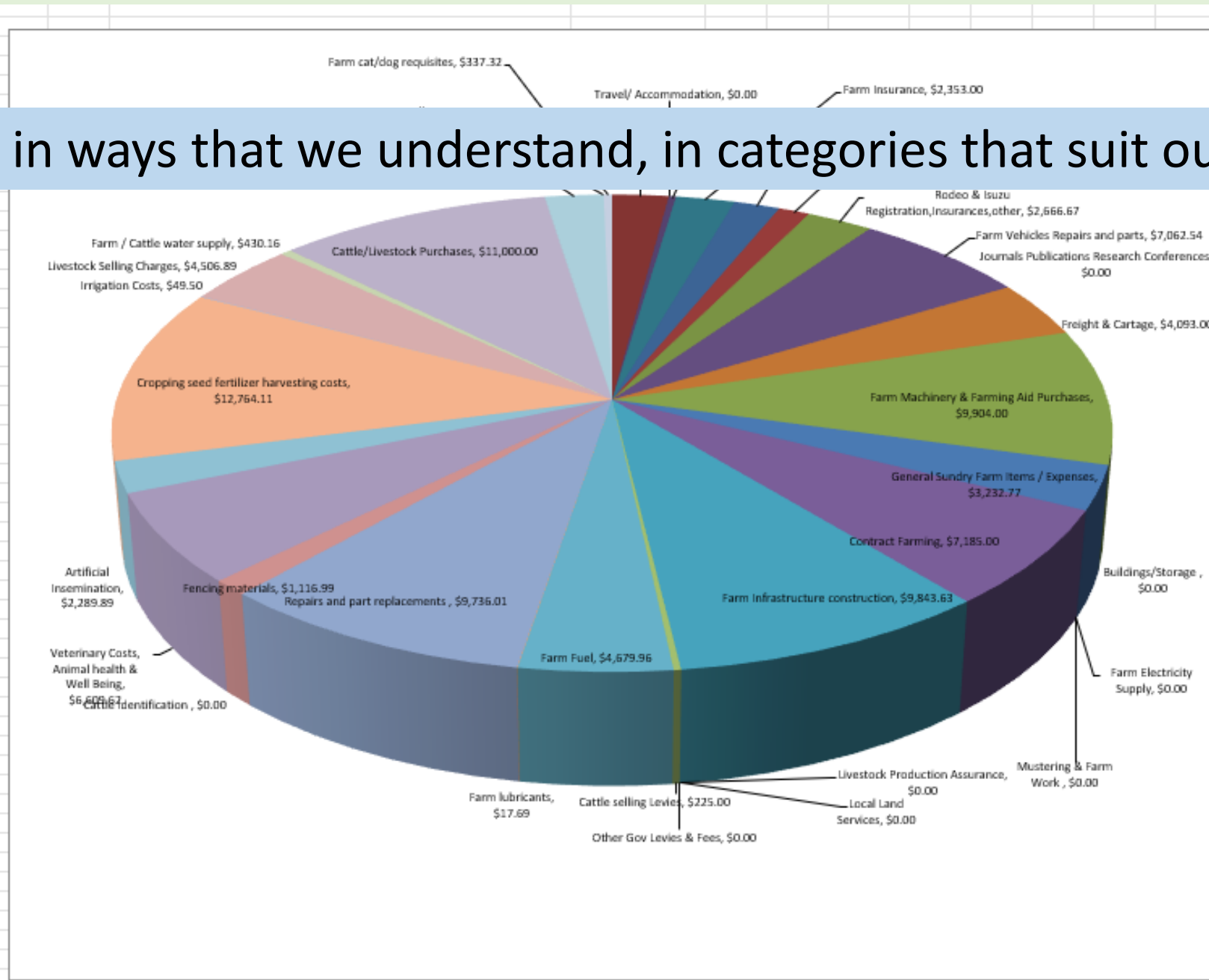
You can also make a copy for other properties you own that are a separate business as long as it is for your use only.

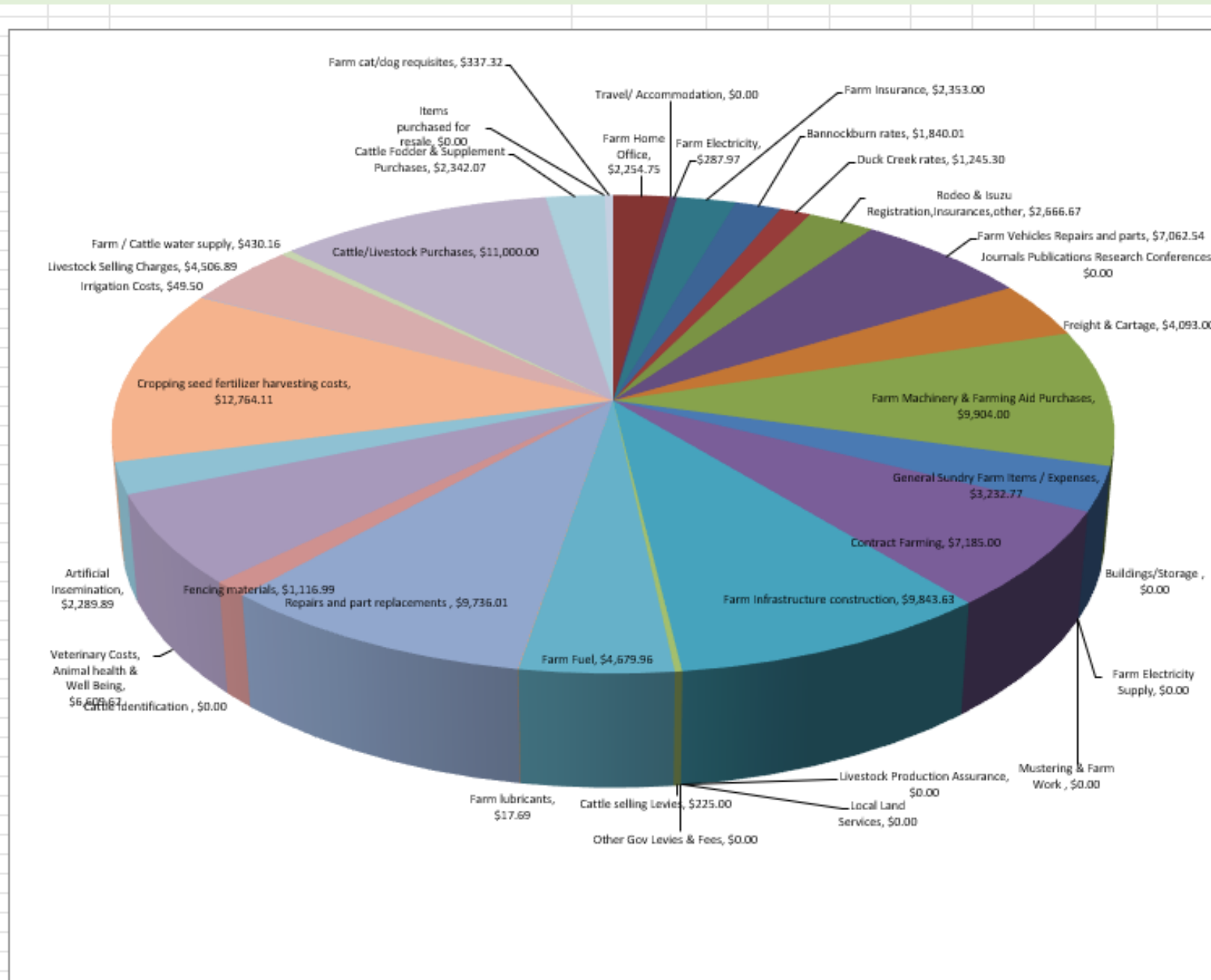


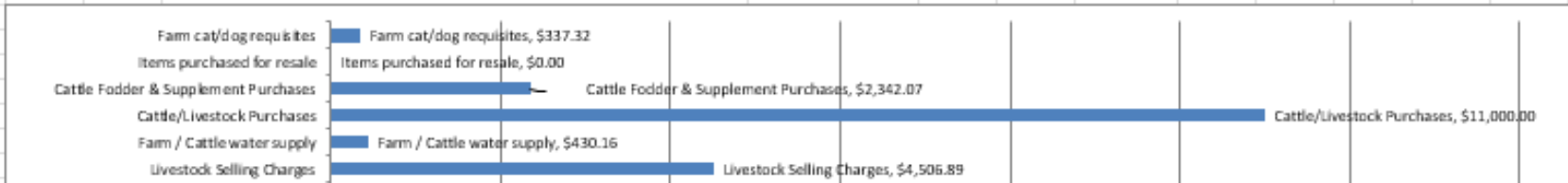
We all would like to see where we have spent our farm monies, and understand more clearly what each type of expenditure we make looks like, compared with our whole spend.



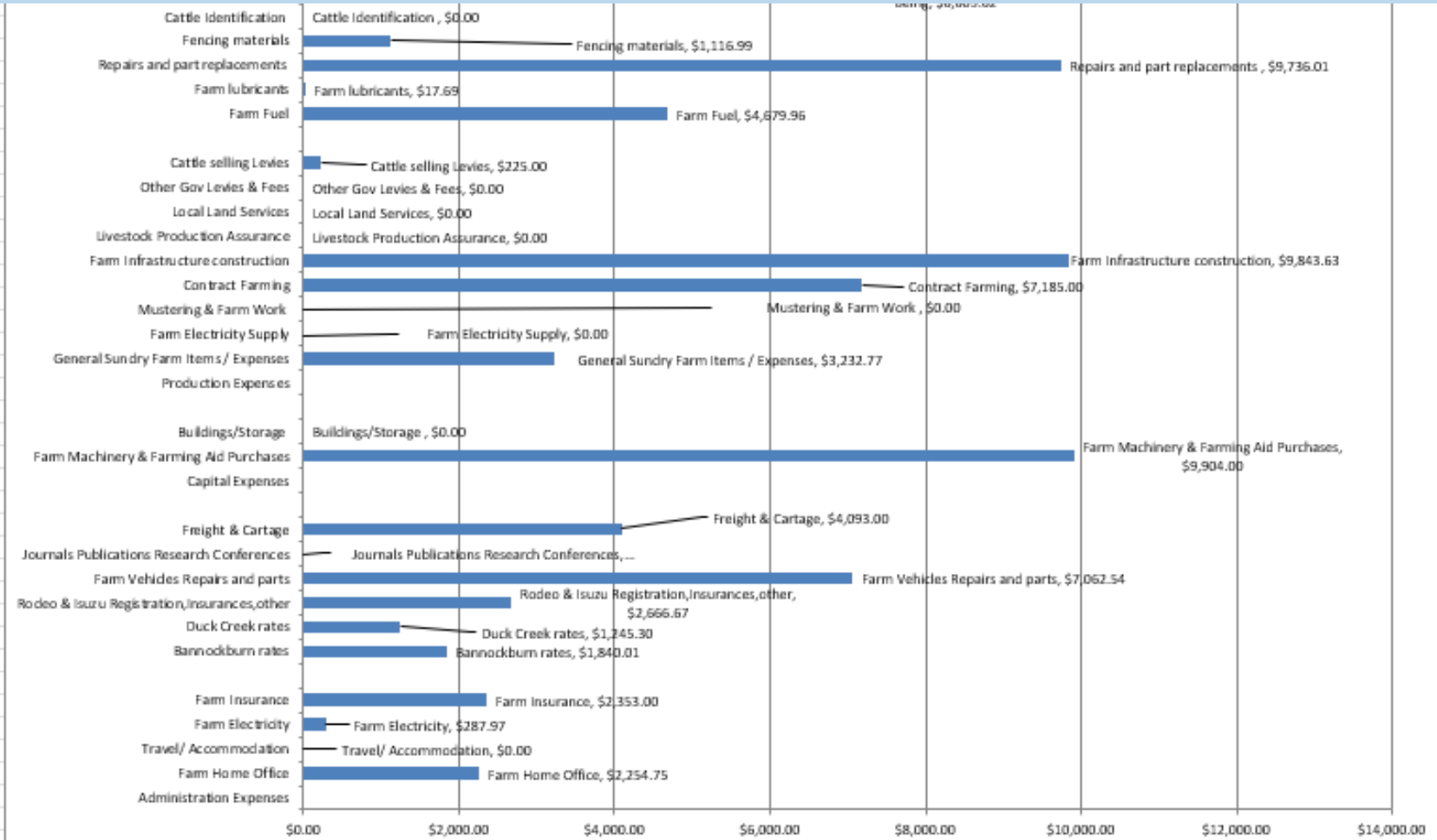
And see it in ways that we understand, in categories that suit our own needs

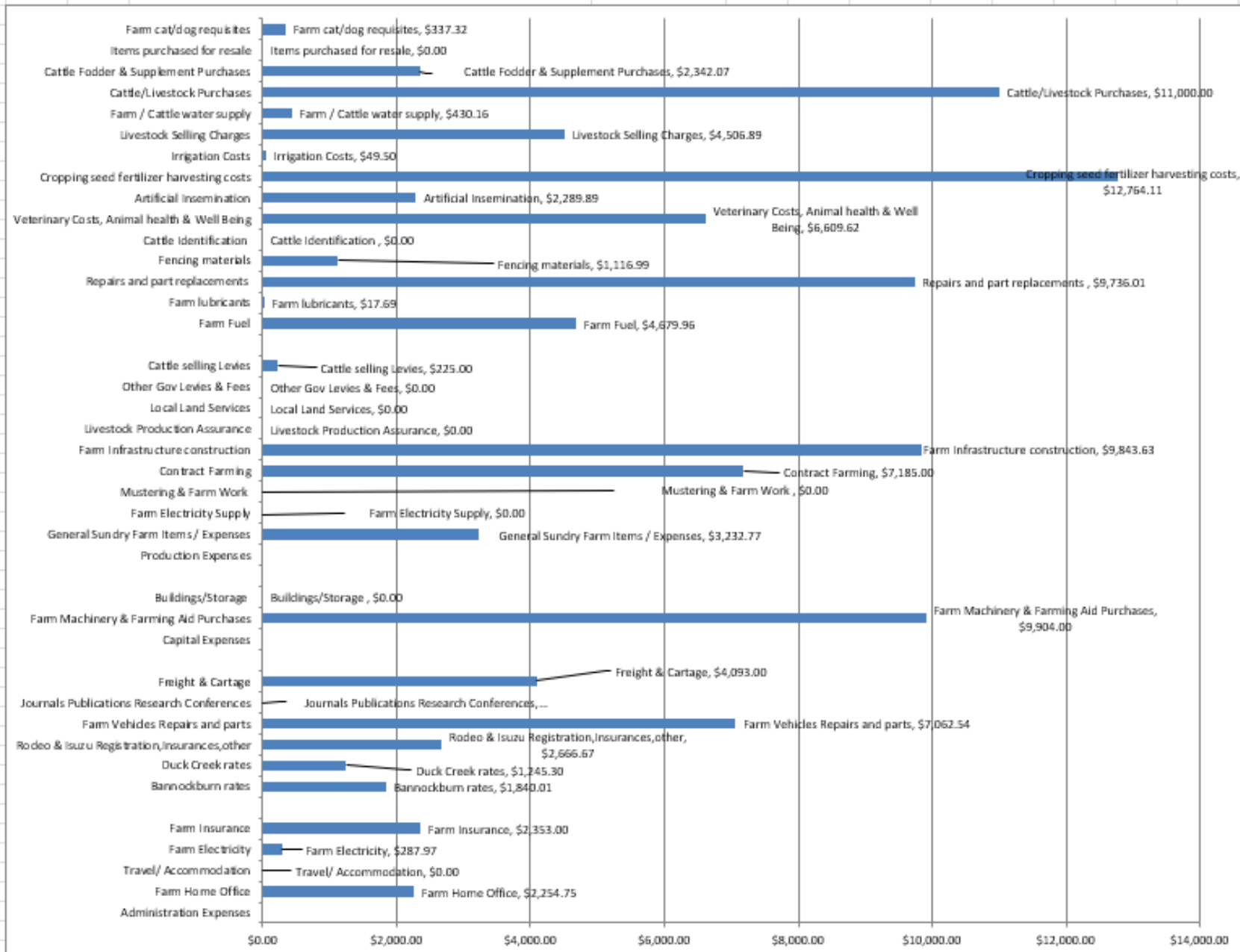






...as visual representations as well, not just figures in a column





Introduction

This spreadsheet is designed for farmer use.
To enable accurate records for BAS and end of year tax.
Keep track of where you're spending and where you're earning.
It's not a tax return but it sure will help you and your accountant
get your BAS done quickly and on time.
Watch the included tutorial and get started.
See at a glance what you've spent on cropping, fencing,
fodder; in fact what ever category of costs you decide to monitor.

Save this copy as an unused original, as you will need to make
a 'save as' copy every year. It is suggested that the financial year
of use be included as part of the name, for easy recognition.
You can also make a copy for other properties you own

Farm Master BAS and Tax is a way to do this, and also provides an organised
format to help you and your accountant complete your BAS and tax returns

Welcome to *Farm Master* **BAS and Tax**



Introduction

This spreadsheet is designed for farmer use.
To enable accurate records for BAS and end of year tax.
Keep track of where you're spending and where you're earning.
It's not a tax return but it sure will help you and your accountant
get your BAS done quickly and on time.
Watch the included tutorial and get started.
See at a glance what you've spent on cropping, fencing,
fodder; in fact what ever category of costs you decide to monitor.

Save this copy as an unused original, as you will need to make
a 'save as' copy every year. It is suggested that the financial year
of use be included as part of the name, for easy recognition.
You can also make a copy for other properties you own

th

Note that this spreadsheet is not a tax return but an organisational aid

[New](#)



Main Menu

For financial year

- 1 [Personal Tax 1.](#)
- 2 [Personal Tax 2.](#)
- 10 [Farm Tax Menu](#)
- 12 [Livestock Adjustments](#)
 - a [Investment Property 1.](#)
 - b [Investment Property 2.](#)
 - c [Investment Property 3.](#)
- 15 [Farm Expense Comparisons Pie Graph](#)
- 16 [Household purchases for reference](#)
- 17 Bank Account Reconciliation

ABN		TFN	
ABN		TFN	
ABN		TFN	
PIC NO.			

For

For

[Column Graph](#)

Names or Acc. Numbers of Accounts

Bank Acc. 1
Bank Acc. 2
Bank Acc. 3
Bank Acc. 4
Bank Acc. 5

[Introduction](#)

Some simple setup steps and then you can start entering your records immediately

Main Menu

- 1 [Personal Tax 1.](#)
- 2 [Personal Tax 2.](#)
- 10 [Farm Tax Menu](#)
- 12 [Livestock Adjustments](#)
 - a [Investment Property 1.](#)
 - b [Investment Property 2.](#)
 - c [Investment Property 3.](#)
- 15 [Farm Expense Comparisons Pie Graph](#)
- 16 [Household purchases for reference](#)
- 17 Bank Account Reconciliation

For financial year

ABN		TFN	
ABN		TFN	
ABN		TFN	
PIC NO.			

For
For

[Column Graph](#)

Names or Acc. Numbers of Accounts

Bank Acc. 1	
Bank Acc. 2	
Bank Acc. 3	
Bank Acc. 4	
Bank Acc. 5	

[Introduction](#)

These links take you to the various parts of the spreadsheet

Main Menu

- 1 [Personal Tax 1.](#)
- 2 [Personal Tax 2.](#)
- 10 [Farm Tax Menu](#)
- 12 [Livestock Adjustments](#)
 - a [Investment Property 1.](#)
 - b [Investment Property 2.](#)
 - c [Investment Property 3.](#)
- 15 [Farm Expense Comparisons Pie Graph](#)
- 16 [Household purchases for reference](#)
- 17 Bank Account Reconciliation

For financial year

ABN		TFN	
ABN		TFN	
ABN		TFN	
PIC NO.			

For
For

[Column Graph](#)

Names or Acc. Numbers of Accounts

Bank Acc. 1
Bank Acc. 2
Bank Acc. 3
Bank Acc. 4
Bank Acc. 5

[Introduction](#)

These links take you to the various parts of the spreadsheet

Main Menu

- 1 [Personal Tax 1.](#)
- 2 [Personal Tax 2.](#)
- 10 [Farm Tax Menu](#)
- 12 [Livestock Adjustments](#)
 - a [Investment Property 1.](#)
 - b [Investment Property 2.](#)
 - c [Investment Property 3.](#)
- 15 [Farm Expense Comparisons Pie Graph](#)
- 16 [Household purchases for reference](#)
- 17 Bank Account Reconciliation

For financial year

ABN		TFN	
ABN		TFN	
ABN		TFN	
PIC NO.			

For
For

[Column Graph](#)

Names or Acc. Numbers of Accounts

- [Bank Acc. 1](#)
- [Bank Acc. 2](#)
- [Bank Acc. 3](#)
- [Bank Acc. 4](#)
- [Bank Acc. 5](#)

[Introduction](#)

Menu

For financial year

- 1 [Personal Tax 1.](#)
- 2 [Personal Tax 2.](#)
- 10 [Farm Tax Menu](#)
- 12 [Livestock Adjustments](#)
 - a [Investment Property 1.](#)
 - b [Investment Property 2.](#)
 - c [Investment Property 3.](#)
- 15 [Farm Expense Comparisons Pie Graph](#)
- 16 [Household purchases for reference](#)
- 17 Bank Account Reconciliation

[Bank A](#)

[Bank A](#)

[Bank A](#)

Menu

For financial year

- 1 [Personal Tax 1.](#)
- 2 [Personal Tax 2.](#)
- 10 [Farm Tax Menu](#)
- 12 [Livestock Adjustments](#)
 - a [Investment Property 1.](#)
 - b [Investment Property 2.](#)
 - c [Investment Property 3.](#)
- 15 [Farm Expense Comparisons Pie Graph](#)
- 16 [Household purchases for reference](#)
- 17 Bank Account Reconciliation

[Bank A](#)

[Bank A](#)

[Bank A](#)

Menu

For financial year

- 1 [Personal Tax 1.](#)
- 2 [Personal Tax 2.](#)
- 10 [Farm Tax Menu](#)
- 12 [Livestock Adjustments](#)
 - a [Investment Property 1.](#)
 - b [Investment Property 2.](#)
 - c [Investment Property 3.](#)
- 15 [Farm Expense Comparisons Pie Graph](#)
- 16 [Household purchases for reference](#)
- 17 Bank Account Reconciliation

[Bank A](#)

[Bank A](#)

[Bank A](#)

Menu

For financial year

- 1 [Personal Tax 1.](#)
- 2 [Personal Tax 2.](#)
- 10 [Farm Tax Menu](#)
- 12 [Livestock Adjustments](#)
 - a [Investment Property 1.](#)
 - b [Investment Property 2.](#)
 - c [Investment Property 3.](#)
- 15 [Farm Expense Comparisons Pie Graph](#)
- 16 [Household purchases for reference](#)
- 17 Bank Account Reconciliation

[Bank A](#)

[Bank A](#)

[Bank A](#)

Menu

For financial year

- 1 [Personal Tax 1.](#)
- 2 [Personal Tax 2.](#)
- 10 [Farm Tax Menu](#)
- 12 [Livestock Adjustments](#)
- a [Investment Property 1.](#)
- b [Investment Property 2.](#)
- c [Investment Property 3.](#)
- 15 [Farm Expense Comparisons Pie Graph](#)
- 16 [Household purchases for reference](#)
- 17 Bank Account Reconciliation



[Bank A](#)


[Bank A](#)

[Bank A](#)

Menu

For financial year

- 1 [Personal Tax 1.](#)
- 2 [Personal Tax 2.](#)
- 10 [Farm Tax Menu](#)
- 12 [Livestock Adjustments](#)
 - a [Investment Property 1.](#)
 - b [Investment Property 2.](#)
 - c [Investment Property 3.](#)
- 15 [Farm Expense Comparisons Pie Graph](#)
- 16 [Household purchases for reference](#)
- 17 Bank Account Reconciliation



[Bank A](#)

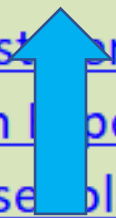
[Bank A](#)

[Bank A](#)

Menu

For financial year

- 1 [Personal Tax 1.](#)
- 2 [Personal Tax 2.](#)
- 10 [Farm Tax Menu](#)
- 12 [Livestock Adjustments](#)
 - a [Investment Property 1.](#)
 - b [Investment Property 2.](#)
 - c [Investment Property 3.](#)
- 15 [Farm Expense Comparisons Pie Graph](#)
- 16 [Household purchases for reference](#)
- 17 Bank Account Reconciliation



[Bank A](#)

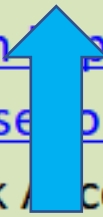
[Bank A](#)

[Bank A](#)

Menu

For financial year

- 1 [Personal Tax 1.](#)
- 2 [Personal Tax 2.](#)
- 10 [Farm Tax Menu](#)
- 12 [Livestock Adjustments](#)
 - a [Investment Property 1.](#)
 - b [Investment Property 2.](#)
 - c [Investment Property 3.](#)
- 15 [Farm Expense Comparisons Pie Graph](#)
- 16 [Household purchases for reference](#)
- 17 Bank Account Reconciliation



[Bank A](#)

[Bank A](#)

[Bank A](#)

Make your setup entries

Main Menu

- 1 [Personal Tax 1.](#)
- 2 [Personal Tax 2.](#)
- 10 [Farm Tax Menu](#)
- 12 [Livestock Adjustments](#)
 - a [Investment Property 1.](#)
 - b [Investment Property 2.](#)
 - c [Investment Property 3.](#)
- 15 [Farm Expense Comparisons Pie Graph](#)
- 16 [Household purchases for reference](#)
- 17 Bank Account Reconciliation

For financial year

ABN		TFN	
ABN		TFN	
ABN		TFN	
PIC NO.			

For
For

[Column Graph](#)

Names or Acc. Numbers of Accounts

Bank Acc. 1	
Bank Acc. 2	
Bank Acc. 3	
Bank Acc. 4	
Bank Acc. 5	

[Introduction](#)

Main Menu

For financial year

2023		2024	
ABN		TFN	209 348 197
ABN		TFN	307 201 382
ABN	987 654 321	TFN	234 567 891
PIC NO.			
52 Margo St Willinga NSW			
43 Barcoo Rd Neverbar Qld			

For	John Brown
For	Mary Brown

- 1 [Personal Tax 1.](#)
- 2 [Personal Tax 2.](#)
- 10 [Farm Tax Menu](#)
- 12 [Livestock Adjustments](#)
 - a [Investment Property 1.](#)
 - b [Investment Property 2.](#)
 - c [Investment Property 3.](#)
- 15 [Farm Expense Comparisons Pie Graph](#)
- 16 [Household purchases for reference](#)
- 17 Bank Account Reconciliation

[Column Graph](#)

Names or Acc. Numbers of Accounts

Bank Acc. 1	Savings Acc Westpac 136185
Bank Acc. 2	Nab Business Acc 234578
Bank Acc. 3	Bendigo Investment Account 098 7654
Bank Acc. 4	
Bank Acc. 5	

[Introduction](#)

These entries transfer throughout the spreadsheet to the appropriate pages

Main Menu

For financial year

2023		2024	
ABN		TFN	209 348 197
ABN		TFN	307 201 382
ABN	987 654 321	TFN	234 567 891

For	John Brown
For	Mary Brown

- 1 [Personal Tax 1.](#)
- 2 [Personal Tax 2.](#)
- 10 [Farm Tax Menu](#)
- 12 [Livestock Adjustments](#)
 - a [Investment Property 1.](#)
 - b [Investment Property 2.](#)
 - c [Investment Property 3.](#)
- 15 [Farm Expense Comparisons Pie Graph](#)
- 16 [Household purchases for reference](#)
- 17 Bank Account Reconciliation

PIC NO.	
52 Margo St Willinga NSW	
43 Barcoo Rd Neverbar Qld	

[Column Graph](#)

Names or Acc. Numbers of Accounts

Bank Acc. 1	Savings Acc Westpac 136185
Bank Acc. 2	Nab Business Acc 234578
Bank Acc. 3	Bendigo Investment Account 098 7654
Bank Acc. 4	
Bank Acc. 5	

[Introduction](#)

Click on the link and be taken to the 'Personal Tax 1.' page

Menu

For financial y

- 1 [Personal Tax 1.](#)
- 2 [Personal Tax 2.](#)
- 10 [Farm Tax Menu](#)
- 12 [Livestock Adjustments](#)
 - a [Investment Property 1.](#)
 - b [Investment Property 2.](#)
 - c [Investment Property 3.](#)
- 15 [Farm Expense Comparisons Pie Graph](#)
- 16 [Household purchases for reference](#)
- 17 Bank Account Reconciliation

[Bank A](#)

[Bank A](#)

[Bank A](#)

[Back to Main Menu](#)**Personal Tax For** John Brown

Final

TFN 209 348 197

Gross Payments

Tax Withheld

Summary of income

Gross Payments

Tax Withheld

[Total Income from wages and salary](#)

\$0.00

\$0.00

[Total Income from other sources](#)

\$0.00

\$0.00

[Total Income from Government Assistance](#)

\$0.00

\$0.00

[Total Received in Interest on Personal Bank Accounts](#)

\$0.00

\$0.00

[Total Received as Dividends on Investments](#)

\$0.00

\$0.00

[Total Received in Gifts](#)

\$0.00

\$0.00

[Total other Income not listed here](#)

\$0.00

\$0.00

Total

\$0.00

\$0.00

Summary of Expenses

Amount

[Accountancy Fees on personal accounts](#)

\$0.00

[Work Related Expenses](#)

\$0.00

[Tax Deductable gifts made to Charities of Organisations](#)

\$0.00

[Other expenses that may be tax deductible](#)

\$0.00

Total

\$0.00

Summary of Medical related Expenses

Amount

[Medical Expenses](#)

\$0.00

[Private Health Instalments](#)

\$0.00

[Back to Main Menu](#)

Personal Tax For John Brown

Final

TFN 209 348 197

Gross Payments

Tax Withheld

Summary of income

Gross Payments

Tax Withheld

[Total Income from wages and salary](#)

\$0.00

\$0.00

[Total Income from other sources](#)

\$0.00

\$0.00

[Total Income from Government Assistance](#)

\$0.00

\$0.00

[Total Received in Interest on Personal Bank Accounts](#)

\$0.00

\$0.00

[Total Received as Dividends on Investments](#)

\$0.00

\$0.00

[Total Received in Gifts](#)

\$0.00

\$0.00

[Total other Income not listed here](#)

\$0.00

\$0.00

Total

\$0.00

\$0.00

Here, there are links to all the categories of incomes and expenses

Summary

Amount

[Accountancy Fees on personal accounts](#)

\$0.00

[Work Related Expenses](#)

\$0.00

[Tax Deductable gifts made to Charities or Organisations](#)

\$0.00

[Other expenses that may be tax deductible](#)

\$0.00

Total

\$0.00

Summary of Medical related Expenses

Amount

[Medical Expenses](#)

\$0.00

[Private Health Instalments](#)

\$0.00

[Back to Main Menu](#)

Personal Tax For John Brown

Final

TFN 209 348 197

Gross Payments

Tax Withheld

Summary of income

Gross Payments

Tax Withheld

[Total Income from wages and salary](#)

\$0.00

\$0.00

[Total Income from other sources](#)

\$0.00

\$0.00

[Total Income from Government Assistance](#)

\$0.00

\$0.00

[Total Received in Interest on Personal Bank Accounts](#)

\$0.00

\$0.00

[Total Received as Dividends on Investments](#)

\$0.00

\$0.00

[Total Received in Gifts](#)

\$0.00

\$0.00

[Total other Income not listed here](#)

\$0.00

\$0.00

Total

\$0.00

Just click on the links to be taken to the entry page

Summary of Expenses

Amount

[Accountancy Fees on personal accounts](#)

\$0.00

[Work Related Expenses](#)

\$0.00

[Tax Deductable gifts made to Charities or Organisations](#)

\$0.00

[Other expenses that may be tax deductible](#)

\$0.00

Total

\$0.00

Summary of Medical related Expenses

Amount

[Medical Expenses](#)

\$0.00


[Private Health Instalments](#)

\$0.00

Menu

For financial y

- 1 [Personal Tax 1.](#)
- 2 [Personal Tax 2.](#)
- 10 [Farm Tax Menu](#)
- 12 [Livestock Adjustments](#)
 - a [Investment Property 1.](#)
 - b [Investment Property 2.](#)
 - c [Investment Property 3.](#)
- 15 [Farm Expense Comparisons Pie Graph](#)
- 16 Household purchases for reference



Click on the link and be taken to the entry page for 'Investment Property 1'

[Bank A](#)

[Bank A](#)

[Bank A](#)

Back to top		Financial Year 2023 -2024	52 Margo St Willinga NSW	Viability		
Investment Property 1				Pre- GST	Incl GST	GST
Total Income				\$0.00	\$0.00	\$0.00
Total expenses				\$0.00	\$0.00	\$3.00
Interest				\$0.00	\$0.00	\$0.00
Administration Expense Item No.						
C1000	Home Office			\$0.00	\$0.00	\$0.00
C2000	Electricity			\$0.00	\$0.00	\$0.00
C3000	Insurance			\$0.00	\$0.00	\$3.00
C4000	Council Rates			\$0.00	\$0.00	\$0.00
C5000	Water Rates			\$0.00	\$0.00	\$0.00
C6000	Agent Management Fees			\$0.00	\$0.00	\$0.00
C7000	Cleaning Costs			\$0.00	\$0.00	\$0.00
C8000	Credit Card Fees			\$0.00	\$0.00	\$0.00
C9000	Tradesman Costs			\$0.00	\$0.00	\$0.00
C10000	Replacement Furnishings			\$0.00	\$0.00	\$0.00
C11000	Replacement Consumables by Tenants			\$0.00	\$0.00	\$0.00
C12000	Repairs and Maintenance			\$0.00	\$0.00	\$0.00
C13000	Advertising			\$0.00	\$0.00	\$0.00
Enter below for you reference				\$0.00	\$0.00	\$3.00
Purchase Price						
Purchase Date			Enter below for you reference			
First Let		Last Valuation				
Deposit		End of Year Balance				
Bank -Loan				Pre- GST	Incl GST	GST

Click on item no. to go to detailed page

Back to top	Financial Year 2023 -2024	52 Margo St Willinga NSW	Viability		
Investment Property 1			Pre- GST	Incl GST	GST
Total Income			\$0.00	\$0.00	\$0.00
Total expenses			\$0.00	\$0.00	\$3.00
Interest			\$0.00	\$0.00	\$0.00
Administration Expense Item No.					
C1000	Home Office		\$0.00	\$0.00	\$0.00
C2000	Electricity		\$0.00	\$0.00	\$0.00
C3000	Insurance		\$0.00	\$0.00	\$3.00
C4000	Council Rates		\$0.00	\$0.00	\$0.00
C5000	Water Rates		\$0.00	\$0.00	\$0.00
C6000				0.00	\$0.00
C7000				0.00	\$0.00
C8000				0.00	\$0.00
C9000	Tradesman Costs		\$0.00	\$0.00	\$0.00
C10000	Replacement Furnishings		\$0.00	\$0.00	\$0.00
C11000	Replacement Consumables by Tenants		\$0.00	\$0.00	\$0.00
C12000	Repairs and Maintenance		\$0.00	\$0.00	\$0.00
C13000	Advertising		\$0.00	\$0.00	\$0.00
Enter below for you reference			\$0.00	\$0.00	\$3.00
Purchase Price					
Purchase Date			Enter below for you reference		
First Let		Last Valuation			
Deposit		End of Year Balance			
Bank -Loan			Pre- GST	Incl GST	GST

This page also has links to take you to the necessary entry points

Investment Property 1

	Pre- GST	Incl GST	GST
Total Income	\$0.00	\$0.00	\$0.00
Total expenses	\$0.00	\$0.00	\$3.00
Interest	\$0.00	\$0.00	\$0.00

Administration Expense Item No.

C1000	Home Office	\$0.00	\$0.00	\$0.00
C2000	Electricity	\$0.00	\$0.00	\$0.00
C3000	Insurance	\$0.00	\$0.00	\$3.00
C4000	Council Rates	\$0.00	\$0.00	\$0.00
C5000	Water Rates	\$0.00	\$0.00	\$0.00
C6000	Agent Management Fees	\$0.00	\$0.00	\$0.00
C7000		\$0.00	\$0.00	\$0.00
C8000		\$0.00	\$0.00	\$0.00
C9000	Tradesman Costs	\$0.00	\$0.00	\$0.00
C10000	Replacement Furnishings	\$0.00	\$0.00	\$0.00
C11000	Replacement Consumables by Tenants	\$0.00	\$0.00	\$0.00
C12000	Repairs and Maintenance	\$0.00	\$0.00	\$0.00
C13000	Advertising	\$0.00	\$0.00	\$0.00

Click on item

There is facility to enter records for up to 3 investment properties

Enter below for you reference


Purchase Price				
Purchase Date			Enter below for you reference	
First Let		Last Valuation		
Deposit		End of Year Balance		
Bank -Loan				

Pre- GST	Incl GST	GST
----------	----------	-----

Menu

For financial y

- 1 [Personal Tax 1.](#)
- 2 [Personal Tax 2.](#)
- 10 [Farm Tax Menu](#)
- 12 [Livestock Adjustments](#)
 - a [Investment Property 1.](#)
 - b [Investment Property 2.](#)
 - c [Investment Property 3.](#)



But the entry point that is the central reason for this Record Keeper is ...

- 16 [Household purchases for reference](#)
- 17 Bank Account Reconciliation

[Bank A](#)

[Bank A](#)

[Bank A](#)

Menu

For financial year

- 1 [Personal Tax 1.](#)
- 2 [Personal Tax 2.](#)
- 10 [Farm Tax Menu](#)
- 12 [Lives Stock Adjustments](#)
 - a [Investment Property 1.](#)
 - b [Investment Property 2.](#)
 - c [Investment Property 3.](#)
- 15 [Farm Expense Comparisons Pie Graph](#)
- 16 [Household purchases for reference](#)
- 17 Bank Account Reconciliation

Farm Tax

[Bank A](#)

[Bank A](#)

[Bank A](#)

Menu

For financial y

- 1 [Personal Tax 1.](#)
- 2 [Personal Tax 2.](#)
- 10 [Farm Tax Menu](#)
- 12 [Livestock Adjustments](#)
- a [Investment Property 1.](#)
- b [Investment Property 2.](#)
- 15 [Farm Expense Comparisons Pie Graph](#)
- 16 [Household purchases for reference](#)
- 17 Bank Account Reconciliation

[Bank A](#)

[Bank A](#)

[Bank A](#)

Click on the link and your Farm BAS and Tax recording begins

Farm Expenses		Totals GST paid-collected	GST Paid	Collected	Item			GST Included	Bas to
Totals		GST BAS Jul-Sep	\$0.00	\$0.00	Administraton expenses	\$0.00	\$0.00	\$0.00	
Financial Year -		GST BAS Oct-Dec	\$0.00	\$0.00	Production Expenses	\$0.00	\$0.00	\$0.00	
Graph of Costs		GST BAS Jan-Mar	\$0.00	\$0.00	Capital Expenses	\$0.00	\$0.00	\$0.00	
Back to Main Menu		GST BAS Apr-Jun	\$0.00	\$0.00	Total Expenses	\$0.00	\$0.00	\$0.00	
Top		Total of targeted combined Calc from all sheets		\$0.00	Total Income	\$0.00	\$0.00	\$0.00	
item					Item description	Pre- GST	Incl GST	GST	
	Administration Expenses				Total	\$0.00	\$0.00	\$0.00	
1000				..	Total	\$0.00	\$0.00	\$0.00	
2000	Council Rates				Total	\$0.00	\$0.00	\$0.00	
3000					Total	\$0.00	\$0.00	\$0.00	
4000					Total	\$0.00	\$0.00	\$0.00	
5000					Total	\$0.00	\$0.00	\$0.00	
6000					Total	\$0.00	\$0.00	\$0.00	
7000					Total	\$0.00	\$0.00	\$0.00	
8000					Total	\$0.00	\$0.00	\$0.00	
9000					Total	\$0.00	\$0.00	\$0.00	
10000					Total	\$0.00	\$0.00	\$0.00	
11000					Total	\$0.00	\$0.00	\$0.00	
12000					Total	\$0.00	\$0.00	\$0.00	
13000					Total	\$0.00	\$0.00	\$0.00	
14000					Total	\$0.00	\$0.00	\$0.00	
15000					Total	\$0.00	\$0.00	\$0.00	
Total	Production Expenses (includes Creditors)				Total	\$0.00	\$0.00	\$0.00	

Click on item no. to go to detailed page

Farm Expenses		Totals GST paid-collected	GST Paid	Collected	Item			GST Included	Bas to
Totals		GST BAS Jul-Sep	\$0.00	\$0.00	Administraton expenses	\$0.00	\$0.00	\$0.00	
Financial Year -		GST BAS Oct-Dec	\$0.00	\$0.00	Production Expenses	\$0.00	\$0.00	\$0.00	
Graph of Costs		GST BAS Jan-Mar	\$0.00	\$0.00	Capital Expenses	\$0.00	\$0.00	\$0.00	
Back to Main Menu		GST BAS Apr-Jun	\$0.00	\$0.00	Total Expenses	\$0.00	\$0.00	\$0.00	
Top		Total of targeted combined Calc from all sheets		\$0.00	Total Income	\$0.00	\$0.00	\$0.00	
item					Item description	Pre- GST	Incl GST	GST	
	Administration Expenses				Total	\$0.00	\$0.00	\$0.00	
1000					Total	\$0.00	\$0.00	\$0.00	
2000	Council Rates				Total	\$0.00	\$0.00	\$0.00	
3000					Total	\$0.00	\$0.00	\$0.00	
4000					Total	\$0.00	\$0.00	\$0.00	
5000					Total	\$0.00	\$0.00	\$0.00	
6000					Total	\$0.00	\$0.00	\$0.00	
7000					Total	\$0.00	\$0.00	\$0.00	
8000					Total	\$0.00	\$0.00	\$0.00	
9000					Total	\$0.00	\$0.00	\$0.00	
10000					Total	\$0.00	\$0.00	\$0.00	
11000					Total	\$0.00	\$0.00	\$0.00	
12000					Total	\$0.00	\$0.00	\$0.00	
13000					Total	\$0.00	\$0.00	\$0.00	
14000					Total	\$0.00	\$0.00	\$0.00	
15000					Total	\$0.00	\$0.00	\$0.00	
Total	Production Expenses (includes Creditors)				Total	\$0.00	\$0.00	\$0.00	

Here is the place where you choose how you would like to categorise your expenditure and income

Farm Expenses		Totals GST paid-collected	GST Paid	Collected	Item			GST Included	Bas to
Totals		GST BAS Jul-Sep	\$0.00	\$0.00	Administraton expenses	\$0.00	\$0.00	\$0.00	
Financial Year -		GST BAS Oct-Dec	\$0.00	\$0.00	Production Expenses	\$0.00	\$0.00	\$0.00	
Graph of Costs		GST BAS Jan-Mar	\$0.00	\$0.00	Capital Expenses	\$0.00	\$0.00	\$0.00	
Back to Main Menu		GST BAS Apr-Jun	\$0.00	\$0.00	Total Expenses	\$0.00	\$0.00	\$0.00	
Top		Total of targeted combined Calc from all sheets		\$0.00	Total Income	\$0.00	\$0.00	\$0.00	
item					Item description	Pre- GST	Incl GST	GST	
	Administration Expenses				Total	\$0.00	\$0.00	\$0.00	
1000					Total	\$0.00	\$0.00	\$0.00	
2000	Council Rates				Total	\$0.00	\$0.00	\$0.00	
3000					Total	\$0.00	\$0.00	\$0.00	
4000					Total	\$0.00	\$0.00	\$0.00	
5000					Total	\$0.00	\$0.00	\$0.00	
6000					Total	\$0.00	\$0.00	\$0.00	
7000					Total	\$0.00	\$0.00	\$0.00	
8000					Total	\$0.00	\$0.00	\$0.00	
9000					Total	\$0.00	\$0.00	\$0.00	
10000					Total	\$0.00	\$0.00	\$0.00	
11000					Total	\$0.00	\$0.00	\$0.00	
12000					Total	\$0.00	\$0.00	\$0.00	
13000					Total	\$0.00	\$0.00	\$0.00	
14000					Total	\$0.00	\$0.00	\$0.00	
15000					Total	\$0.00	\$0.00	\$0.00	
Totals	Production Expenses (includes Creditors)				Total	\$0.00	\$0.00	\$0.00	

There are a couple of fixed categories such as Council Rates, Government fees and levies (as they don't have GST components) and fuel (as there is provision to enter actual litres of diesel and petrol for fuel credits)

Farm Expenses		Totals GST paid-collected	GST Paid	Collected	Item			GST Included	Bas to
Totals		GST BAS Jul-Sep	\$0.00	\$0.00	Administraton expenses	\$0.00	\$0.00	\$0.00	
Financial Year -		GST BAS Oct-Dec	\$0.00	\$0.00	Production Expenses	\$0.00	\$0.00	\$0.00	
Graph of Costs		GST BAS Jan-Mar	\$0.00	\$0.00	Capital Expenses	\$0.00	\$0.00	\$0.00	
Back to Main Menu		GST BAS Apr-Jun	\$0.00	\$0.00	Total Expenses	\$0.00	\$0.00	\$0.00	
Top		Total of targeted combined Calc from all sheets		\$0.00	Total Income	\$0.00	\$0.00	\$0.00	
item					Item description	Pre- GST	Incl GST	GST	
	Administration Expenses				Total	\$0.00	\$0.00	\$0.00	
1000				..	Total	\$0.00	\$0.00	\$0.00	
2000	Council Rates				Total	\$0.00	\$0.00	\$0.00	
3000					Total	\$0.00	\$0.00	\$0.00	
4000					Total	\$0.00	\$0.00	\$0.00	
5000					Total	\$0.00	\$0.00	\$0.00	
6000					Total	\$0.00	\$0.00	\$0.00	
7000					Total	\$0.00	\$0.00	\$0.00	
8000					Total	\$0.00	\$0.00	\$0.00	
9000					Total	\$0.00	\$0.00	\$0.00	
10000					Total	\$0.00	\$0.00	\$0.00	
11000					Total	\$0.00	\$0.00	\$0.00	
12000					Total	\$0.00	\$0.00	\$0.00	
13000					Total	\$0.00	\$0.00	\$0.00	
14000					Total	\$0.00	\$0.00	\$0.00	
15000					Total	\$0.00	\$0.00	\$0.00	
Tot	Production Expenses (includes Creditors)				Total	\$0.00	\$0.00	\$0.00	

The rest you enter yourself but here are a few examples of the types of categories that can be used

Farm Expenses		Totals GST paid-collected	GST Paid	Collected	Item			GST Included	Bas totals
Totals		GST BAS Jul-Sep	\$0.00	\$0.00	Administraton expenses	\$0.00	\$0.00	\$0.00	
Financial Year 2023 -2024		GST BAS Oct-Dec	\$0.00	\$0.00	Production Expenses	\$0.00	\$0.00	\$0.00	
Graph of Costs		GST BAS Jan-Mar	\$0.00	\$0.00	Capital Expenses	\$0.00	\$0.00	\$0.00	
Back to Main Menu		GST BAS Apr-Jun	\$0.00	\$0.00	Total Expenses	\$0.00	\$0.00	\$0.00	
Top		Total of targeted combined Calc from all sheets		\$0.00	Total Income	\$0.00	\$0.00	\$0.00	

Item	Item description	Pre- GST	Incl GST	GST
	Administration Expenses			
	Total	\$0.00	\$0.00	\$0.00
1000	Farm Home Office	\$0.00	\$0.00	\$0.00
2000	Council Rates	\$0.00	\$0.00	\$0.00
3000	Farm Electricity	\$0.00	\$0.00	\$0.00
4000	Farm Insurance	\$0.00	\$0.00	\$0.00
5000	Rents & Leases	\$0.00	\$0.00	\$0.00
6000	Travel Accommodation	\$0.00	\$0.00	\$0.00
7000	Farm vehicle registration & insurance	\$0.00	\$0.00	\$0.00
8000	Farm Vehicle Repairs & Parts	\$0.00	\$0.00	\$0.00
9000	Journals/Pulications/Research/Conferences	\$0.00	\$0.00	\$0.00
L0000	Freight & Cartage	\$0.00	\$0.00	\$0.00
L1000		\$0.00	\$0.00	\$0.00
L2000		\$0.00	\$0.00	\$0.00
L3000		\$0.00	\$0.00	\$0.00
L4000		\$0.00	\$0.00	\$0.00
L5000		\$0.00	\$0.00	\$0.00

Click on item no. to go to detailed page

15000						Total	\$0.00	\$0.00	\$0.00
Top	Production Expenses (includes Creditors)				Includes Creditors due	Total	\$0.00	\$0.00	\$0.00
16000	Other Govt Levies & Fees					Total	\$0.00	\$0.00	\$0.00
17000	General Sundry Farm Items / Expenses					Total	\$0.00	\$0.00	\$0.00
18000	Mustering & Farm Work					Total	\$0.00	\$0.00	\$0.00
19000	Contract Farming					Total	\$0.00	\$0.00	\$0.00
20000	Farm Infrastructure/Construction					Total	\$0.00	\$0.00	\$0.00
21000	Local Land Services					Total	\$0.00	\$0.00	\$0.00
22000	Farm Electricity Supply (Infastructure)					Total	\$0.00	\$0.00	\$0.00
23000	Cattle Selling Fees					Total	\$0.00	\$0.00	\$0.00
24000	Farm Lubricants					Total	\$0.00	\$0.00	\$0.00
Fuel credits	Diesel and Petrol litre tallies						Litres Diesel 0.00		Litres Petrol 0.00
25000	Farm Fuel					Total	\$0.00	\$0.00	\$0.00
26000	Repairs & Part Replacements					Total	\$0.00	\$0.00	\$0.00
27000	Livestock Production Assurance					Total	\$0.00	\$0.00	\$0.00
28000	Fencing Materials					Total	\$0.00	\$0.00	\$0.00
29000	Cattle Identification					Total	\$0.00	\$0.00	\$0.00
30000	Veterinary Costs/Animal Health & Wellbeing					Total	\$0.00	\$0.00	\$0.00

Click on item
no. to go to
detailed page

28000	Fencing Materials				Total	\$0.00	\$0.00	\$0.00
29000	Cattle Identification				Total	\$0.00	\$0.00	\$0.00
30000	Veterinary Costs/Animal Health & Wellbeing				Total	\$0.00	\$0.00	\$0.00
31000	Artificial Insemination				Total	\$0.00	\$0.00	\$0.00
32000	Cropping/Seed/Fertiliser/Harvesting Costs				Total	\$0.00	\$0.00	\$0.00
33000	Irrigation Costs				Total	\$0.00	\$0.00	\$0.00
34000	Livestock Selling Charges				Total	\$0.00	\$0.00	\$0.00
35000	Farm/Cattle Water Supply				Total	\$0.00	\$0.00	\$0.00
36000	Cattle/Livestock Purchases				Total	\$0.00	\$0.00	\$0.00
37000	Cattle Fodder & Supplement Purchases				Total	\$0.00	\$0.00	\$0.00
38000	Items Purchased for Resale				Total	\$0.00	\$0.00	\$0.00
39000	Farm dog/cat Requisites				Total	\$0.00	\$0.00	\$0.00
40000	Rodent eradication				Total	\$0.00	\$0.00	\$0.00
Top	Capital Expenses				Total	\$0.00	\$0.00	\$0.00
41000	Farm Machinery & Farming Aid Purchases				Total	\$0.00	\$0.00	\$0.00
42000	Buildings/Storage				Total	\$0.00	\$0.00	\$0.00
43000					Total	\$0.00	\$0.00	\$0.00
50000	Creditors due				Total	\$0.00	\$0.00	\$0.00

no. to go to
detailed page

Click on item
no. to go to
detailed page

Farm Income		Total	\$0.00	\$0.00	\$0.00
Top					
Income 1	Cattle sales	Total	\$0.00	\$0.00	\$0.00
Income 2	Timber Sale	Total	\$0.00	\$0.00	\$0.00
Income 3	Neighbours Share of boundary fencing	Total	\$0.00	\$0.00	\$0.00
Income 4	Crop Sales	Total	\$0.00	\$0.00	\$0.00
Income 5	Leases and Rents	Total	\$0.00	\$0.00	\$0.00
Income 6	Farm Contracting	Total	\$0.00	\$0.00	\$0.00
Income 7	Capital Items Sales	Total	\$0.00	\$0.00	\$0.00
Income 8	Reseller Sales (goods purchased for resale)	Total	\$0.00	\$0.00	\$0.00
Income 9		Total	\$0.00	\$0.00	\$0.00
Income 10		Total	\$0.00	\$0.00	\$0.00
Income 11		Total	\$0.00	\$0.00	\$0.00
Income 12		Total	\$0.00	\$0.00	\$0.00
Income 13		Total	\$0.00	\$0.00	\$0.00
Income 14		Total	\$0.00	\$0.00	\$0.00
Income 15		Total	\$0.00	\$0.00	\$0.00

Click on item no. to go to detailed page

Farm Expenses		Totals GST paid-collected	GST Paid	Collected	Item			GST Included	Bas t
Totals		GST BAS Jul-Sep	\$0.00	\$0.00	Administraton expenses	\$0.00	\$0.00	\$0.00	
Financial Year 2023 -2024		GST BAS Oct-Dec	\$0.00	\$0.00	Production Expenses	\$0.00	\$0.00	\$0.00	
Graph of Costs		GST BAS Jan-Mar	\$0.00	\$0.00	Capital Expenses	\$0.00	\$0.00	\$0.00	
Back to Main Menu		GST BAS Apr-Jun	\$0.00	\$0.00	Total Expenses	\$0.00	\$0.00	\$0.00	
Top		Total of targeted combined Calc from all sheets		\$0.00	Total Income	\$0.00	\$0.00	\$0.00	

Item description	Pre- GST	Incl GST	GST
Administration Expenses			
1000 Farm Home Office			
2000 Council Rates			
3000 Farm Electricity			
4000 Farm Insurance			
5000 Rents & Leases			
6000 Travel Accommodation			
7000 Farm vehicle registration & insurance			
8000 Far			
9000 Jou			
10000 Fre			
11000			
12000			
13000			
14000			
15000			




Click on item

Click on the item number beside the category in which you want to make an entry

1	Monday, 28 September 2020	Northern Agri Solutions	3160040000701		Cydectin 5.5.litres	\$495.45	\$545.00	49.55
1	Wednesday, 30 September 2020	Tenterfield Vet Clinic	200749		Treatment of Bull	\$60.00	\$66.00	6.00
2	Wednesday, 7 October 2020	Killarney Vets	532738		Preg testing 16 head and Semen morphology	314.59	\$346.05	31.46
2	Saturday, 7 November 2020	Killarney Co-Op	CS57026		Maxima fly tags	404.00	\$444.40	40.40
2	Thursday, 26 November 2020	Vet Supply	1343302		Advocate for farm cats	112.71	\$123.98	11.27
2	Monday, 30 November 2020	Woodenbong Pharmacy	118916		Zinc cream for injured bull penis	17.23	\$18.95	1.72
2	Friday, 4 December 2020	Tenterfield Vet Clinic	205621		Bovine consultation and medication	156.55	\$172.20	15.65
2	Monday, 7 December 2020	Killarney Vets	534266		Alamycin, Benecillan	287.64	\$316.40	28.76
2	Friday, 18 December 2020	Northern Agri Services	903926051		Cetrigen Antiseptic spray, calf weaners	\$32.65	\$35.91	3.26
3	Tuesday, 19 January 2021	Tenterfield Vet Clinic	208926		Bovine consultation and medication	\$40.00	\$44.00	4.00
3	Friday, 22 January 2021	Northern Agri Services	904073973		Drench gun	48.18	\$53.00	4.82
3	Friday, 22 January 2021	Northern Agri Services	904073648		Cydectin 5.5.litres	\$495.45	\$545.00	49.55
3	Friday, 22 January 2021	Northern Agri Services	904073648		Syringes, Calf feeder,	35.92	\$39.51	3.59
3	Friday, 22 January 2021	Northern Agri Services	904073648		Agressor fly tags	\$900.00	\$990.00	90.00

Here are some typical entries

GO to BAS Period		GST paid	GST Collected	Item				GST Included
	GST BAS Jul-Sep	\$279.53	\$0.00	Administraton expenses				
	GST BAS Oct-Dec	\$124.46	\$0.00	Production Expenses	\$8,850.92	\$9,736.01	\$885.09	
	GST BAS Jan-Mar	\$120.95	\$0.00	Capital Expenses				
	GST BAS Apr-Jun	\$360.14	\$0.00	Total Expenses	\$8,850.92	\$9,736.01	\$885.09	
	Total of targeted combined Calc		\$0.00	Total Income				
Supplier or Debtor	Invoice no.			Item description	Pre- GST	Incl GST	GST	
				Total	\$8,850.92	\$9,736.01	885.09	
July 2020	BSC Casino	L122-074151		V belt for hay rake	\$93.80	\$103.18	9.38	
July 2020	Chesterfield Aust P/L	61-P-3177961		Hydraulic Couplings	\$302.08	\$32.29	30.21	
August 2020	Days Machinery	110538		linch pins for tractors	86.73	\$95.40	8.67	
August 2020	Chesterfield Aust P/L	61-WS-3182916		Electrical Repairs to John Deere tractor	\$541.80	\$95.98	54.18	
September 2020	Urbenville Motors	5897		Repairs to Kawasaki quad bike	\$534.91	\$88.40	53.49	



The amounts tally at the top of each page and also tally on the 'Farm Tax' front page

GO to BAS Period		GST paid	GST Collected	Item			GST Included
	GST BAS Jul-Sep	\$279.53	\$0.00	Administraton expenses			
	GST BAS Oct-Dec	\$124.46	\$0.00	Production Expenses	\$8,850.92	\$9,736.01	\$885.09
	GST BAS Jan-Mar	\$120.95	\$0.00	Capital Expenses			
	GST BAS Apr-Jun	\$360.14	\$0.00	Total			\$885.09
	Total of targeted combined Calc	\$0.00		Total			
	Supplier or Debtor	Invoice no.		Item			GST
				Total			885.09
July 2020	BSC Casino	L122-074151		V be			9.38
July 2020	Chesterfield Aust P/L	61-P-3177961		Hydraulic Couplings	\$302.08	\$332.29	30.21
August 2020	Days Machinery	110538		linch pins for tractors	86.73	\$95.40	8.67
August 2020	Chesterfield Aust P/L	61-WS-3182916		Electrical Repairs to John Deere tractor	\$541.80	\$595.98	54.18
September 2020	Urbenville Motors	5887		Repairs to Kawasaki quad bike	\$534.91	\$588.40	53.49



The BAS amounts tally according to the BAS quarter you have selected on the entry of transactions

GO to BAS Period	GST paid	GST Collected	Item			GST Included
GST BAS Jul-Sep	\$8,834.43	\$6,249.06	Administraton expenses	\$17,158.74	\$21,803.24	\$1,559.19
GST BAS Oct-Dec	\$3,626.54	\$284.28	Production Expenses	\$69,527.82	\$76,458.10	\$6,917.55
GST BAS Jan-Mar	\$1,779.95	\$745.04	Capital Expenses	\$9,003.64	\$9,904.00	\$900.36
GST BAS Apr-Jun	\$2,831.93	\$422.40	Total Expenses	\$95,690.20	\$108,165.34	\$9,377.11
Total of targeted combined Calc		\$0.00	Total Income	\$77,007.73	\$84,708.50	\$7,700.77
			Item description	Pre- GST	Incl GST	GST

And all amounts tally on the main 'Farm Tax' menu page


GO to BAS Period	GST paid	GST Collected	Item			GST Included
GST BAS Jul-Sep	\$8,834.43	\$6,249.06	Administraton expenses	\$17,158.74	\$21,803.24	\$1,559.19
GST BAS Oct-Dec	\$3,626.54	\$284.28	Production Expenses	\$69,527.82	\$76,458.10	\$6,917.55
GST BAS Jan-Mar	\$1,779.95	\$745.04	Capital Expenses	\$9,003.64	\$9,904.00	\$900.36
GST BAS Apr-Jun	\$2,831.93	\$422.40	Total Expenses	\$95,690.20	\$108,165.34	\$9,377.11
Total of targeted combined Calc		\$0.00	Total Income	\$77,007.73	\$84,708.50	\$7,700.77
			Item description	Pre- GST	Incl GST	GST




GO to BAS Period	GST paid	GST Collected	Item			GST Included
GST BAS Jul-Sep	\$8,834.43	\$6,249.06	Administraton expenses	\$17,158.74	\$21,803.24	\$1,559.19
GST BAS Oct-Dec	\$3,626.54	\$284.28	Production Expenses	\$69,527.82	\$76,458.10	\$6,917.55
GST BAS Jan-Mar	\$1,779.95	\$745.04	Capital Expenses	\$9,003.64	\$9,904.00	\$900.36
GST BAS Apr-Jun	\$2,831.93	\$422.40	Total Expenses	\$95,690.20	\$108,165.34	\$9,377.11
Total of targeted combined Calc		\$0.00	Total Income	\$77,007.73	\$84,708.50	\$7,700.77
			Item description	Pre- GST	Incl GST	GST




GO to BAS Period	GST paid	GST Collected	Item			GST Included
GST BAS Jul-Sep	\$8,834.43	\$6,249.06	Administraton expenses	\$17,158.74	\$21,803.24	\$1,559.19
GST BAS Oct-Dec	\$3,626.54	\$284.28	Production Expenses	\$69,527.82	\$76,458.10	\$6,917.55
GST BAS Jan-Mar	\$1,779.95	\$745.04	Capital Expenses	\$9,003.64	\$9,904.00	\$900.36
GST BAS Apr-Jun	\$2,831.93	\$422.40	Total Expenses	\$95,690.20	\$108,165.34	\$9,377.11
Total of targeted combined Calc		\$0.00	Total Income	\$77,007.73	\$84,708.50	\$7,700.77
			Item description	Pre- GST	Incl GST	GST



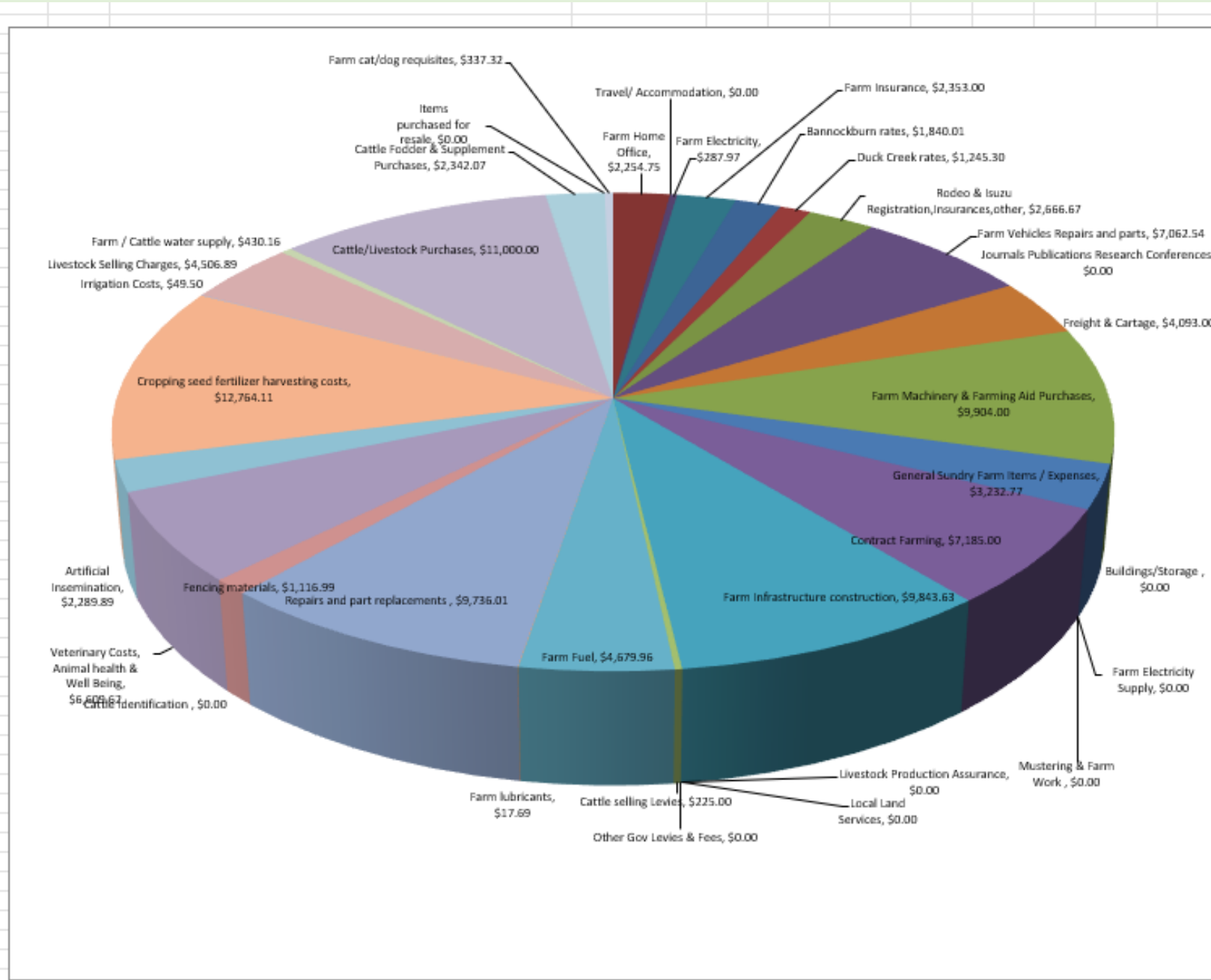
GO to BAS Period	GST paid	GST Collected	Item			GST Included
GST BAS Jul-Sep	\$8,834.43	\$6,249.06	 Production expenses	\$17,158.74	\$21,803.24	\$1,559.19
GST BAS Oct-Dec	\$3,626.54	\$284.28	Production Expenses	\$69,527.82	\$76,458.10	\$6,917.55
GST BAS Jan-Mar	\$1,779.95	\$745.04	Capital Expenses	\$9,003.64	\$9,904.00	\$900.36
GST BAS Apr-Jun	\$2,831.93	\$422.40	Total Expenses	\$95,690.20	\$108,165.34	\$9,377.11
Total of targeted combined Calc		\$0.00	Total Income	\$77,007.73	\$84,708.50	\$7,700.77
			Item description	Pre- GST	Incl GST	GST

GO to BAS Period	GST paid	GST Collected	Item			GST Included
GST BAS Jul-Sep	\$8,834.43	\$6,249.06	Administraton expenses	\$17,158.74	\$21,803.24	\$1,559.19
GST BAS Oct-Dec	\$3,626.54	\$284.28	Expenses	\$69,527.82	\$76,458.10	\$6,917.55
GST BAS Jan-Mar	\$1,779.95	\$745.04	Capital Expenses	\$9,003.64	\$9,904.00	\$900.36
GST BAS Apr-Jun	\$2,831.93	\$422.40	Total Expenses	\$95,690.20	\$108,165.34	\$9,377.11
Total of targeted combined Calc		\$0.00	Total Income	\$77,007.73	\$84,708.50	\$7,700.77
			Item description	Pre- GST	Incl GST	GST

GO to BAS Period	GST paid	GST Collected	Item			GST Included
GST BAS Jul-Sep	\$8,834.43	\$6,249.06	Administraton expenses	\$17,158.74	\$21,803.24	\$1,559.19
GST BAS Oct-Dec	\$3,626.54	\$284.28	Production Expenses	\$69,527.82	\$76,458.10	\$6,917.55
GST BAS Jan-Mar	\$1,779.95	\$745.04	Expenses	\$9,003.64	\$9,904.00	\$900.36
GST BAS Apr-Jun	\$2,831.93	\$422.40	Total Expenses	\$95,690.20	\$108,165.34	\$9,377.11
Total of targeted combined Calc		\$0.00	Total Income	\$77,007.73	\$84,708.50	\$7,700.77
			Item description	Pre- GST	Incl GST	GST

GO to BAS Period	GST paid	GST Collected	Item			GST Included
GST BAS Jul-Sep	\$8,834.43	\$6,249.06	Administraton expenses	\$17,158.74	\$21,803.24	\$1,559.19
GST BAS Oct-Dec	\$3,626.54	\$284.28	Production Expenses	\$69,527.82	\$76,458.10	\$6,917.55
GST BAS Jan-Mar	\$1,779.95	\$745.04	Capital Expenses	\$9,003.64	\$9,904.00	\$900.36
GST BAS Apr-Jun	\$2,831.93	\$422.40	 Capital Expenses	\$95,690.20	\$108,165.34	\$9,377.11
Total of targeted combined Calc \$0.00			Total Income	\$77,007.73	\$84,708.50	\$7,700.77
			Item description	Pre- GST	Incl GST	GST
				\$6,438.48	\$7,068.54	\$642.05

Simple!



Welcome to *Farm Master* **BAS and Tax**



Farm Master

BAS & TAX

Master **Record Keeping**